



WORK SHEETS

GIRL ON A MISSION
(POLAND)



GROUP 1


TASK INSTRUCTION: Read the following rules from the UN Convention on the Rights of the Child from 1956.

Develop the plot of a short film that will illustrate the implementation of these rules or on the contrary – of breaking them. You will show your idea using the storyboard.

Rule 1. The child enjoys all the rights in this declaration. These rights extend to all children, without any exception and without any difference or discrimination on the basis of race, colour, sex, language, religion, political or other beliefs, nationality or social origin, property, birth or for any other reason, by what this principle applies to both the child and his family.

Rule 2. The child enjoys special protection, and legislation and other measures will give him every opportunity and facilitation for healthy and normal physical, mental, moral, spiritual and social development in conditions of freedom and dignity. Laws issued for this purpose should be primarily concerned with the best interests of the child.

Develop your ideas here before creating your storyboard:



GROUP 2

TASK INSTRUCTION: Read the following rules from the UN Convention on the Rights of the Child from 1956.

Develop the plot of a short film that will illustrate the implementation of these rules or on the contrary – of breaking them. You will show your idea using the storyboard.

Rule 3. A child has the right to surname and citizenship upon birth.

Rule 4. The child benefits from social security benefits. It's entitled to healthy growth and development; for this purpose special protection should be provided for both the child and the mother, including appropriate care, both before and after birth. The child has the right to adequate food and housing, entertainment and medical care.

Develop your ideas here before creating your storyboard:



GROUP 3


TASK INSTRUCTION: Read the following rules from the UN Convention on the Rights of the Child from 1956.

Develop the plot of a short film that will illustrate the implementation of these rules or on the contrary – of breaking them. You will show your idea using the storyboard.

Rule 5. The child handicapped physically, mentally or socially should be treated, brought up and given special care, taking into account his health and living conditions.

Rule 6. The child needs love and understanding to harmoniously develop his personality. Where possible, it should grow under the protection and responsibility of parents, and in any case in an atmosphere of kindness and moral and material security; in the first years of life, the child must not be separated from the mother, except in exceptional cases. Society and state authorities should take special care of children who have no family or sufficient means of subsistence. It is recommended to provide financial, state or other assistance to large families for supporting children.

Develop your ideas here before creating your storyboard:



GROUP 4


TASK INSTRUCTION: Read the following rules from the UN Convention on the Rights of the Child from 1956.

Develop the plot of a short film that will illustrate the implementation of these rules or on the contrary – of breaking them. You will show your idea using the storyboard.

Rule 7. The child has the right to the education; this education is free and compulsory, at least in the elementary school. The child should receive such an education that raises his general culture and enables him, under equal opportunities, to develop his own abilities, develop common sense and a sense of moral and social responsibility, as well as become a useful unit of society. Persons responsible for raising and managing a child should take into account its welfare; this responsibility falls primarily on parents. The child should be given all opportunities to play and entertain, which should pursue the same goals as learning; society and public authorities should facilitate the exercise of this right.

Rule 8. The child should always have priority for protection and assistance.

Develop your ideas here before creating your storyboard:



GROUP 5


TASK INSTRUCTION: Read the following rules from the UN Convention on the Rights of the Child from 1956.

Develop the plot of a short film that will illustrate the implementation of these rules or on the contrary – of breaking them. You will show your idea using the storyboard.

Rule 9. The child should be protected from all kinds of neglect, cruelty and exploitation. It should not be traded in any form. A child must not be accepted for work before reaching the appropriate minimum age. Under no circumstances may a child be compelled or authorized to engage in any occupation or activities which would adversely affect his physical, mental or moral development.

Rule 10. The child should be protected against practices that may lead to racial, religious or any other discrimination. They should be brought up in a spirit of understanding others, tolerance, friendship between nations, peace and universal brotherhood. One should instil in them the conviction that he should sacrifice his energy and talents for the good of others.

Develop your ideas here before creating your storyboard:





Storyboard

Name(s): _____

Date: _____

Period: _____



Storyboard panel 1: A large empty rectangular box with a small oval in the top right corner, intended for drawing a scene.

Storyboard panel 2: A large empty rectangular box with a small oval in the top right corner, intended for drawing a scene.

Storyboard panel 3: A large empty rectangular box with a small oval in the top right corner, intended for drawing a scene.

Storyboard panel 4: A large empty rectangular box with a small oval in the top right corner, intended for drawing a scene.

Storyboard panel 5: A large empty rectangular box with a small oval in the top right corner, intended for drawing a scene.

Storyboard panel 6: A large empty rectangular box with a small oval in the top right corner, intended for drawing a scene.

Storyboard panel 7: A set of five horizontal lines for writing a script or dialogue.

Storyboard panel 8: A set of five horizontal lines for writing a script or dialogue.

Storyboard panel 9: A set of five horizontal lines for writing a script or dialogue.

