


# WORK SHEETS

RAFA




**The students will use the film still images below to study how the character of Rafa is portrayed in the story.**


1. Where do we see Rafa?



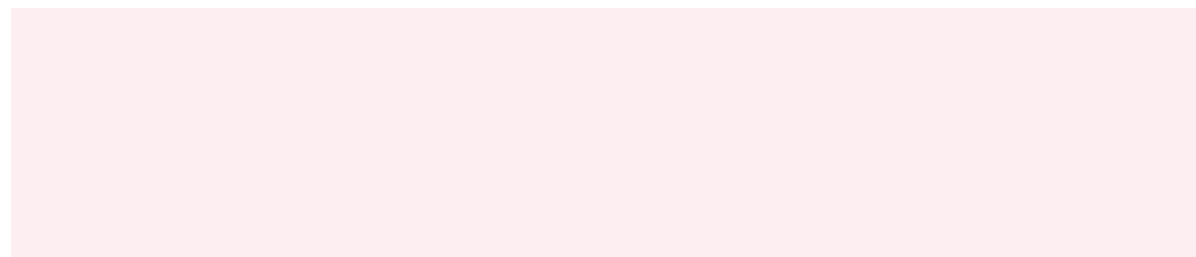
2. Describe the settings we see Rafa in?




3. Describe how we see Rafa?



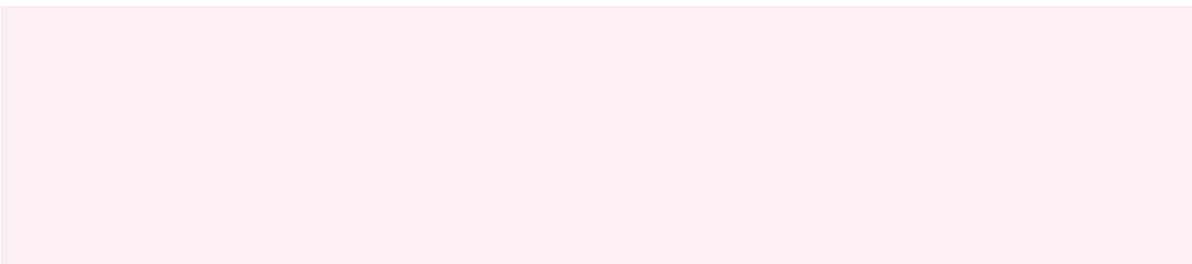
4. Describe how the camera is used?



5. How do you think this represents Rafa and the story?



6. Why do you think the director has chosen to portray Rafa in this way?





The students are to consider how the actions of a character on screen can reveal about what they are thinking internally.

The students will use the image below to annotate:

1. How do they think Rafa is seen on the outside - how does he appear to be?
2. How do they think Rafa is feeling on the inside - what is he truly feeling?

